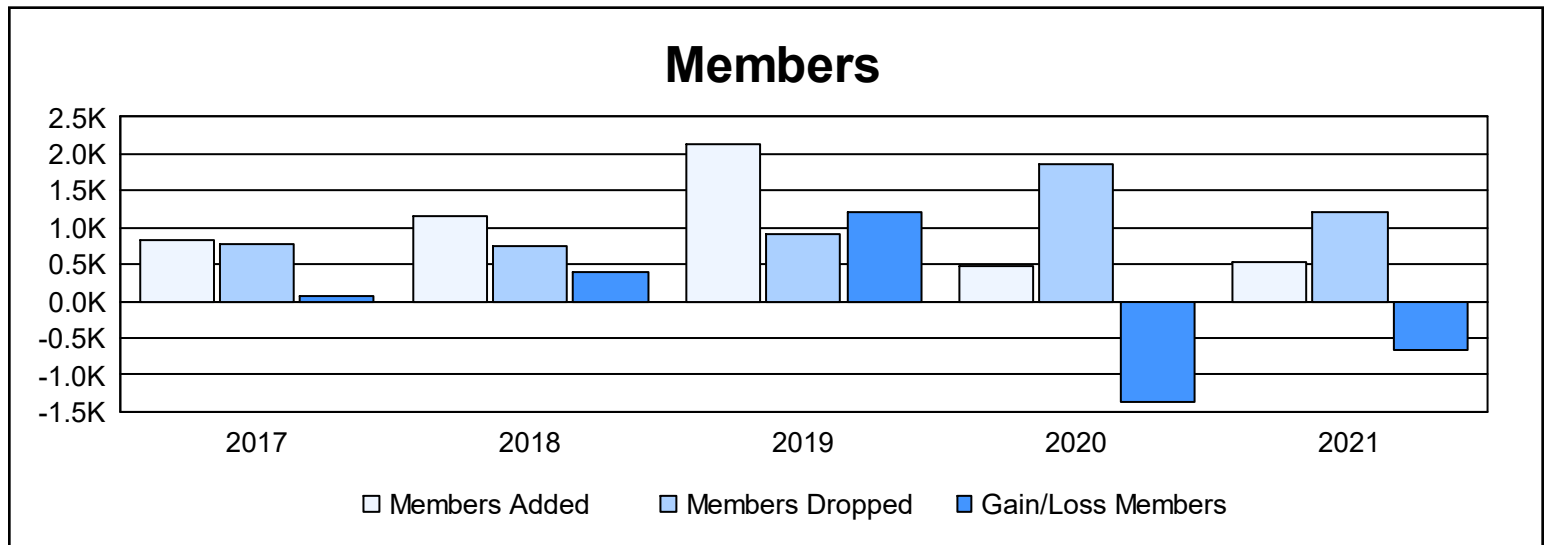
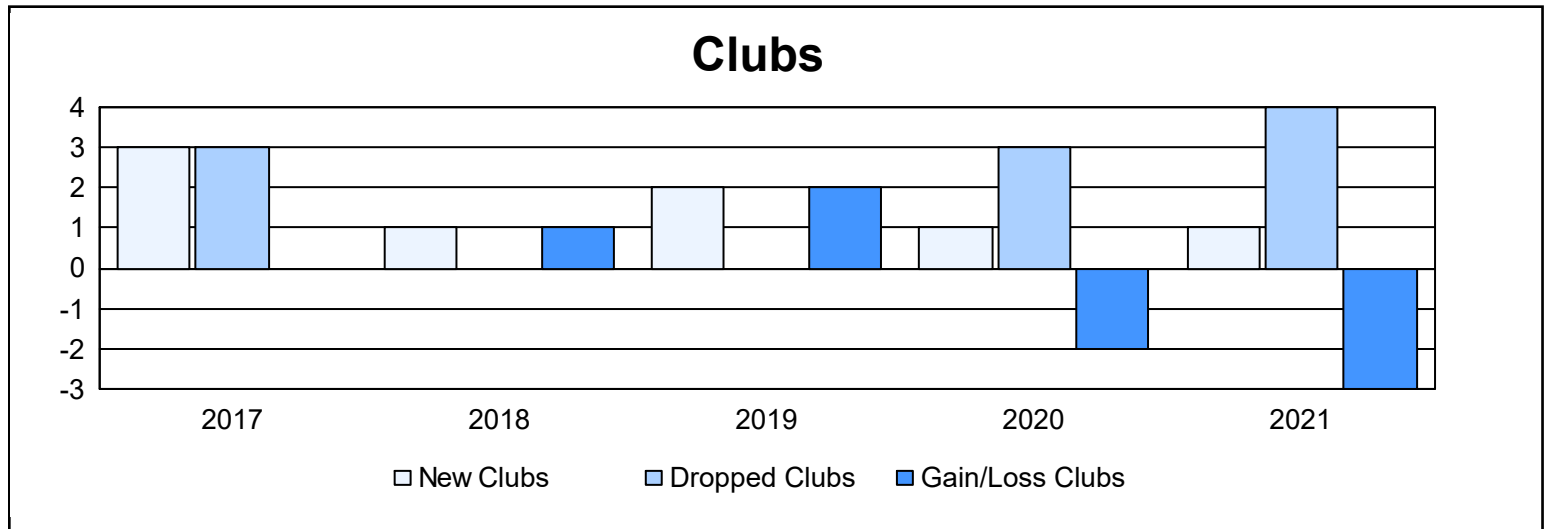
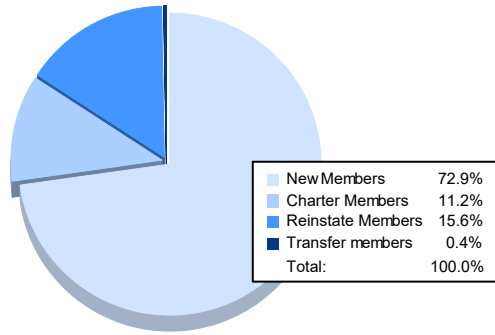


Year	New Clubs	Dropped Clubs	Gain/ Loss Clubs	New Members	Charter Members	Reinstate Members	Transfer Members	Total Member Added	Total Members Dropped	Gain/ Loss Members
2016-2017	3	3	0	689	95	52	0	836	765	71
2017-2018	1	0	1	1,010	73	68	3	1,154	754	400
2018-2019	2	0	2	1,953	125	54	4	2,136	913	1,223
2019-2020	1	3	-2	416	35	26	2	479	1,860	-1,381
2020-2021	1	4	-3	384	59	82	2	527	1,198	-671
Average	2	2	0	890	77	56	2	1,026	1,098	-72



Membership Composition June 2021 Cumulative



Gender Composition June 2021 Cumulative

